STUDIO SOCIETARIO

Brembo — 2017

SOMMARIO

Brembo — industria: mezzitrasporto — autoparti

31/05/2019	2017		2018	2019
Dati in milioni di euro				
VENDITE	2487,70		2578,65	2591,53
MARGINE LORDO	480,10		473,10	454,18
UTILE OPER.	346,40		323,28	304,22
UTILE NETTO	267,90		249,57	244,60
PATRIMONIO NETTO	1036,80		1219,99	1401,16
CAPITALIZZAZIONE (media)	4324,96			
Dati per azione				
inizio	107		99	94
PATRIMONIO NETTO (euro)	3,19		3,75	4,31
Utile netto(centesimi)	82		77	75
DIVIDENDO (centesimi) ultimo in pagam.	22,00		20,42	19,51
DIVIDENDO az. risparmio				
PREZZO MEDIO (euro)	13,3		9,52	ultimo
Dati % sul prezzo (media anno)			az. risp.	
Ppit	11,19%			
DIVIDENDO	2,31%			

Analisi della gestione

Produzione e vendite	0,13	
Investimenti , occupazione e gest. finanziaria	0,05	
raffronto con il settore - altro	0,06	
media punteggio	0,23	

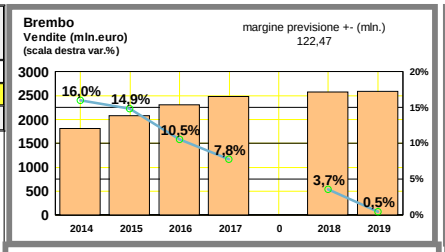

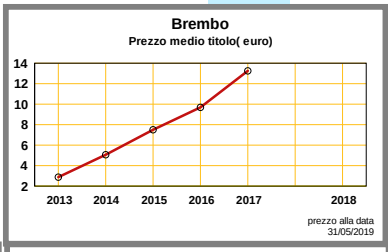

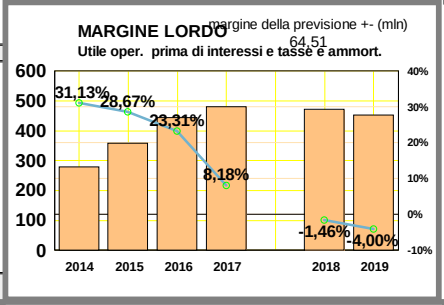

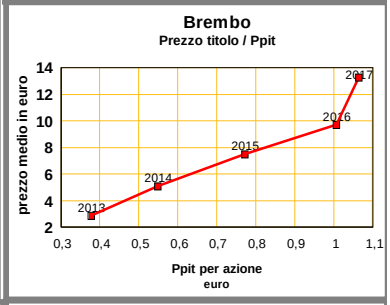

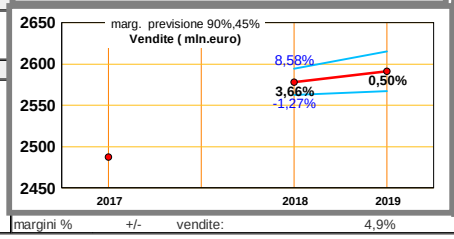

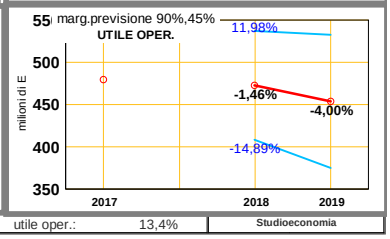

margini %	+/-	vendite:	4,9%	utile oper.:	13,4%	Studioeconomia